

IP66 Industrial Peristaltic Pump

Model : HPM600

Flow Rate : 0.0053-3100mL/min

IP rate : IP66



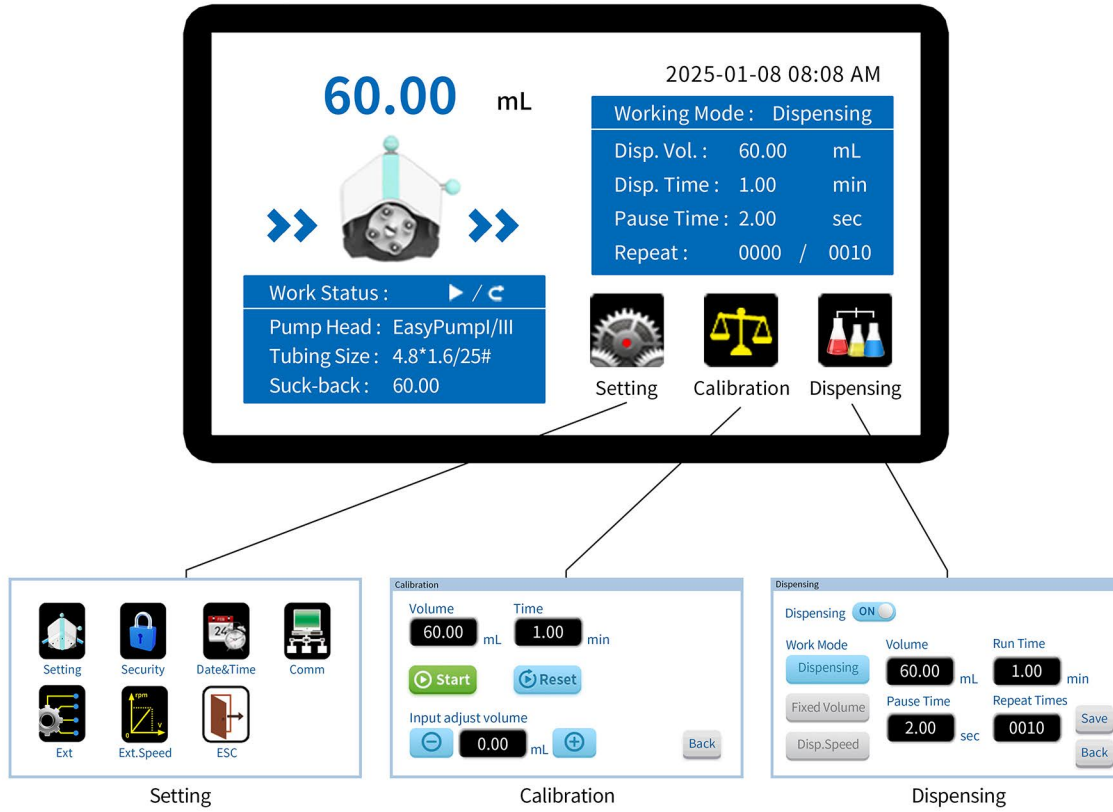
Introduction

- The pump shell protection level is IP66, special designed for industrial environment. The pump has 6 types of sealing structures, which can withstand various harsh hot and humid environments, ensure long-term stable operation of the pump.
- Intelligent control system, support transferring and dispensing function.
- 4.3 inch touch screen, easy operation, easy parameter setting and calibration.

Product Features

- IP66 designed for industrial environment
- Intelligent operation system
- Circuit isolation is achieved both inside and outside the external control interface
- Aluminum alloy body with excellent heat dissipation performance
- Three levels of permissions management function

Control Interface

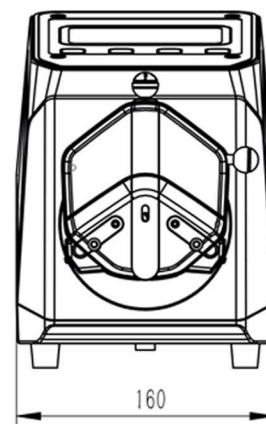
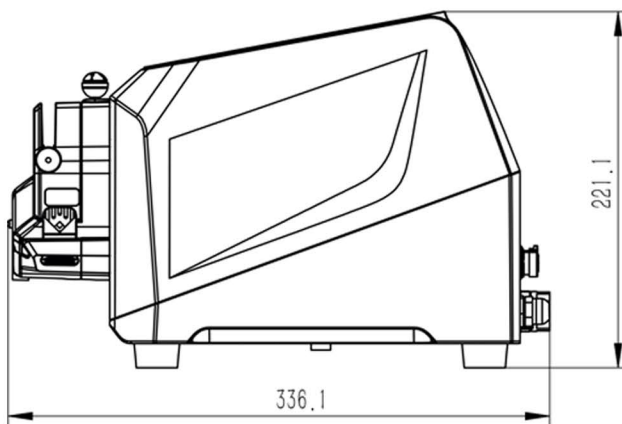


Pump Head



Drive	Pump head	Tubing Size	Speed	Flow rate (mL/min)
HPM600	EasyPumpI/III	13#, 14#, 19#, 16#, 25#, 17#, 18#	0.1-600rpm	0.0053-2580
	EasyPumpII/IV	15#, 24#, 35#, 36#		0.18-3100
	EasyPumpV/VI	13#, 14#, 19#, 16#, 25#		0.0053-1180

 Dimension Drawing(mm)





Specifications

EMC Standard	IEC 61000-6-2/IEC 61000-6-4/IEC 61000-3-2/IEC 61000-3-3
Housing material	Aluminum alloy
Speed range	0.1-600 rpm
Speed adjustment resolution	0.01 rpm
Display	4.3 inch-industrial grade- colorful LCD screen
Control modes	Touch screen, mechanical keypad, external control signal control, communication control
Working modes	Transferring mode, dispensing mode (Fixed volume, dispensing, speed dispensing)
Transferring mode	Continuous operation at set flow rate and speed
Dispensing mode	Dispensing: Set volume, time, repeat numbers, pause time
	Dispensing: set volume, flow rate, repeat numbers, pause time
	Speed dispensing: set speed (rpm), time, repeat numbers, pause time
Dispensing volume range	0.1ml - 9999L
Dispensing time range	0.1s - 9999h
Pause time range	0.5s - 9999h
Repeat numbers	1-9999 times, 0 means unlimited times
Calibration	Automatic calibration after inputting actual running liquid volume
Back suction angle	0-360°
Communication interface	RS485
Communication protocol	Modbus protocol (RTU mode)
External control speed signal	0-5V, 0-10V, 4-20mA (for option)
External control signal input	Active switch signal (5-24V) controls start/stop, direction; Passive switch signal controls start/stop
Signal output	Open collector output operation status;4-20mA output
Open cover to stop pump function	Prevent misoperation and effectively protect user safety
three levels of permissions	Reasonable configuration of operation permissions
Drive dimension	274mm*160mm*221mm (L*W*H)
Power supply	AC110-220V±10%,50/60Hz
Rated power	110W
Working environment	0-40°C
Drive weight	6.2kg
Relative humidity	<100%
Protection level	IP66

IP Ratings



0	NO protection	NO protection	0
1	Solid foreign objects diameter >50mm	Vertical dripping water	1
2	Solid foreign objects diameter >12mm	Dripping water when tilted at 15°	2
3	Solid foreign objects diameter >2.5mm	Spraying water	3
4	Solid foreign objects diameter >1mm	Splashing water	4
5	Dust protected	Water jets	5
6	Dust-tight	Powerful water jets	6
		Short time immersion, up to 1 meter depth	7
		Continuous immersion, 1 meter or more depth	8