



Pump Head - UC15/20

UC15/20



Roller Assembly

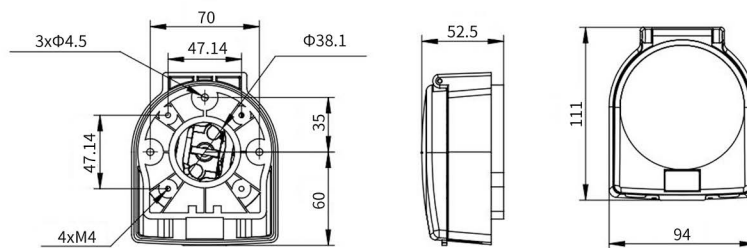


Pump Drive : LabV3-IV

Product Introduction

UC15/UC20 spring pump head is widely used for medical dialysis equipment. Transparent protective cover, can observe the working situation anytime; uncover signal output, stop working when uncover to ensure safety; Elastic roller assembly, running smoothly; manual lever help install the tube, and can finish liquid circulation when power down unexpectedly; support stepper motor ,DC motor.

Dimension Drawing(Unit:mm)



Tubing Installation Procedure



1. Press the pipe clamp, put the tube into the U shaped groove.



2. Put the tube between the two guide posts. Hold the spanner, rotate the wheel body.



3. Press the pipe clamp, put the tube into the U shaped groove.



4. Installation is finished.

Technical Specifications

Model	Housing Material		Rollers assemble construction	Tubing		Speed Range (rpm)	Flow Rate (mL/min)	Weight(kg)
	Base	Protecting cover		Size	ID×Wall(mm)			
UC15	PSF	PC	Spring-like structure	16"	3.1x1.6	0.1-350	0.1702-596	1.42
				25"	4.8x1.6		0.3574-1251	
				17"	6.4x1.6		0.6245-2186	
				18"	7.9x1.6		0.9374-3281	
UC20	PSF	PC	Spring-like structure	Medical dialysis tube	8×2	0.1-200	0.3910-782	1.42